

# SELECTION GUIDE

BEST PRODUCTS CHOICE FOR DIFFERENT CUTTING AND GRINDING MACHINES



Diameter	Machine		Product Quality Mark											
	Drive type	Power (W)	Cutting				Grinding			Flap discs				
100	Electric	<500	A	20A	A	20A	A	Z						
		500-700	EA	E20A	EA	E20A	Z	SA						
	Battery	>300	A	20A	A	20A	Z							
		>500	EA	E20A	A	20A	Z							
	Compressed air	<400	A	20A	A	20A	A	Z						
400-800		EA	E20A	EA	E20A	Z	SA							
115	Electric	<900	UC	A	20A	C	A	20A	C	A				
		900-1500	UC	EA	E20A	E54A	EA	E20A	E54A	A	Z			
		1500-1750	UC	CER			CER			Z	SA			
	Battery	>300	ACCU				A	20A	C	Z				
		>500	ACCU				A	20A	C	Z				
	Compressed air	<600	UC	A	20A	C	A	20A	C	A				
		600-900	UC	EA	E20A	E54A	EA	E20A	E54A	A	Z			
900		UC	CER			CER	Z	Z	SA					
125	Electric	<900	UC	A	20A	C	A	20A	C	A				
		900-1500	UC	EA	E20A	E54A	EA	E20A	E54A	A	Z			
		1500-1900	UC	CER			CER	Z	Z	SA				
	Battery	>300	ACCU				A	20A	C	Z				
		>500	ACCU				A	20A	C	Z				
	High frequency	<1700	CER				CER	Z	Z	SA				
		<800	UC	A	20A	C	A	20A	C	A				
Compressed air	800-1500	UC	EA	E20A	E54A	EA	E20A	E54A	A	Z				
	1500-2300	UC	CER			CER			Z	SA				
	1500-1750	A	20A	C	EA	E20A	E54A	A	20A	C	EA	E20A	E54A	A
150	Electric	>1750	EA	E20A	E54A	CER	EA	E20A	E54A	Z	Z	SA		
		<2300	CER				CER			Z	SA			
180	Electric	<1800	A	20A	C	19A	A	20A	C	19A	A	Z		
		1800-2200	EA	E20A	E54A	EA	E20A	E54A	Z	A	Z			
		>2200	CER				CER	Z	Z	SA				
	High frequency	<3700	EA	E20A	E54A	CER	EA	E20A	E54A	Z	CER	A	Z	SA
		<4500	EA	E20A	E54A	CER	EA	E20A	E54A	Z	CER	A	Z	SA
230	Electric	<2000	A	20A	19A	A	20A	C	19A	A	Z			
		2500-2600	EA	E20A	E54A	EA	E20A	E54A	Z	Z	SA			
		>2600	CER				CER	Z	Z	SA				
	High frequency	<3700	CER				EA	E20A	E54A	Z	CER	A	Z	
		<4500	CER				EA	E20A	E54A	Z	CER	Z	SA	

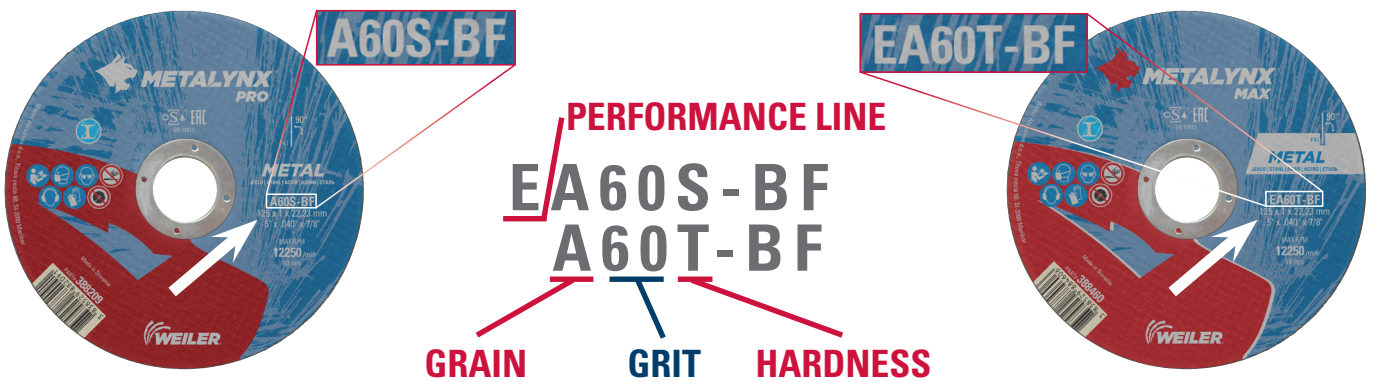
## PRODUCT QUALITY MARKS

PRO		MAX		ADDITIONAL MARKING	
Quality	Material	Quality	Material	Mark	
A	steel, metal	EA	steel, metal	UC	ultracut
20A	stainless steel + steel	E20A	stainless steel	CER / SA	ceramic grain
C	stone			ACCU	cordless
19A	cast iron			Z	zirkon
		E54A	aluminum		
		Z	steel + stainless steel + cast		

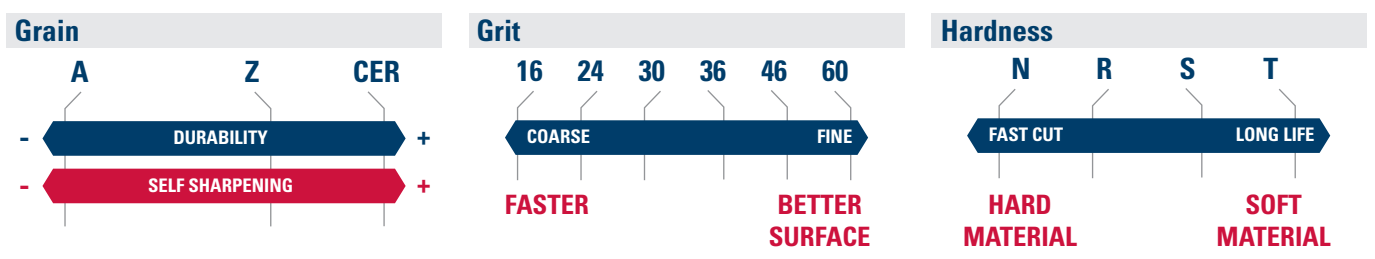
# LARGE DIAMETERS

Diameter	Machine		Product Quality Mark			
	Drive type	Power (W)	Cutting			
300	Stationary	4000 - 8000	A	20A	C	19A
	Gas	<3500	A	20A	C	
		>3500	EA	E20A	Z	
350	Stationary	<4000	A	20A	C	19A
		>4000	Z			
	Gas	<4500	A	20A	C	
	ChopSaw	<2200	A		20A	
>2200		EA		E20A		
400	Stationary	<4000	A	20A	C	19A
		>4000	Z			
	Gas	<4500	A			

## QUALITY MARKING ON PRODUCT

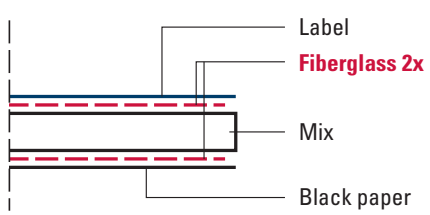


## SELECTING THE BEST GRAIN, GRIT AND GRADE COMBINATION



## SAFETY FIRST

### DOUBLE FIBERGLASS REINFORCEMENT



### TRIPLE FIBERGLASS REINFORCEMENT

